



INSTRUCTIONS TO BIDDERS

Date: March 24, 2015

BID PACKAGE #: CP1550

1. BID SUBMISSION

The St. Clair Catholic District School Board (Board) is seeking a painting contractor to provide painting services at eight facilities in Chatham-Kent and Sarnia-Lambton.

Bids from invited bidders shall be submitted on the Bid Form provided and submitted in an envelope clearly marked:

Bid Package #: CP1550 – Painting Tender

The envelope shall be sealed and delivered to: St. Clair Catholic District School Board
420 Creek St.
Wallaceburg, ON
N8A 4C4

Attention: Mr. Tony Prizio, Procurement Specialist

Bids will be accepted at the Board's Catholic Education Centre office not later than **April 14, 2015 @ 2:00:00 p.m.** (No extensions to Bid Closing date are anticipated. Bidders are encouraged to act immediately to prepare their submissions!)

Bids shall be filled out in ink or typed, signed in longhand by a duly authorized company official (having authority to bind) and sealed with a company corporate seal. One original of the fully completed Bid Form must be submitted. **Failure to provide all of the requested information on the Bid Form may result in disqualification of the bid.**

Unsolicited bids will not be accepted.

Bids by telephone, fax or email will **not** be accepted.

After bid closing, sealed envelopes will be opened by the Board's Procurement Specialist (Tony Prizio) and a representative from Corporate Services' department.

2. SCOPE OF WORK

The Instructions to Bidders identifies the work to be performed in the Contract and takes priority if there is a conflict within the Bid Documents. **Refer to Scope of Work in Appendix A for detailed description of work to be carried out by the successful proponent.**

3. BID DOCUMENTS

The following Bid Documents form the basis of this Bid Package and shall be examined by bidders:

3.1 Instructions to Bidders dated March 24, 2015

3.2 Bid Form dated March 24, 2015.

3.3 Prime Contract – Board will issue a purchase order to the successful proponent(s). The Board assumes no responsibility for the bidder's failure to examine **all** of the Bid Documents.



INSTRUCTIONS TO BIDDERS

Date: March 24, 2015

BID PACKAGE #: CP1550

4. BID ACCEPTANCE

It shall be understood by all bidders, that the bid shall be valid and subject to acceptance by the Board, and that no adjustments shall be made to the Bid amounts for a period of up to and including sixty (60) days from the Bid Closing Date.

The Board reserves the right to determine the successful bidder by any combination of base bid, separate prices, requested alternate prices and voluntary alternate prices submitted with the bid. The Board is not obligated to select the bid with the lowest price and may cancel a bid prior to award without liability to any bidder.

The successful bidder shall be required to enter into a formal contract with the Board, which will include the terms and conditions of the Instructions to Bidders, Bid Form, and all other applicable documents.

5. AWARD

The Board has the right to reject any or all bids. The lowest Bid will not necessarily be accepted. The invitation to bid does not constitute an offer by the Contractor to enter into a contract.

This contract will be awarded on a per location basis or on the best cost of various groupings. The groupings will be determined by the Board. Each bidder agrees to the award on this basis.

Contractor may submit pricing for either all schools or just schools of choice.

6. PAYMENT

The Board shall pay within forty-five (45) days after receipt of the invoices which are received and approved by the Board.

7. TAXES

Include in Bid all Taxes and all other Customs Duties and Excise Taxes which are in force at Bid date as detailed in General Conditions. Harmonized Sales Tax (H.S.T.) is **not** to be included in the bid. The H.S.T. amount and the Bidder's **H.S.T. Registration Number** are to be indicated on the Bid Form in the spaces provided.

8. ADDENDA

Bidders finding discrepancies, ambiguities or omissions in the bid documents or having doubt as to the meaning or intent thereof, shall immediately notify the Procurement Specialist who may issue instructions and/or clarifications by Addendum to all Bidders. Bidders may also, during the Bidding Period, be advised by Addendum of any additions, deletions or alterations to bid documents. All such Addenda shall become part of the Bid Documents.

All questions to be addressed in writing to: **Mr. Tony Prizio**, Procurement Specialist
St. Clair Catholic District School Board
Fax 519.627.8230 or
E-mail: tony.prizio@st-clair.net
Copy: patsy.mckenzie@st-clair.net
No later than 24 hours prior to bid closing date.



INSTRUCTIONS TO BIDDERS

Date: March 24, 2015

BID PACKAGE #: CP1550

9. CHANGE NOTICES, CHANGE ORDERS

The following fee percentage and overhead charges shall be applied to additional work ordered by the Board:

- For work carried out by the Contractor's own forces – 10% Overhead & Profit
- For work involving a subcontractor, the subcontractor may charge a maximum 10% fee. The General Contractor may charge a maximum of 5% in addition to subcontractor's fee.

10. BONDING

On bids exceeding \$ 50,000.00, submit with the Bid an Agreement to Bond for a 50% Performance Bond, and a 50% Labour & Material Payment Bond. Upon request, the successful Bidder will be required to provide the 50% Performance Bond and 50% Labour and Material Payment Bond from a bonding company acceptable to the Board. The cost of the bond is not to be included in the bid sum, the amount of which is to be identified on the Bid Form.

11. VOLUNTARY ALTERNATE AND SEPARATE PRICES

The bid amounts are to be based on the bid documents. Where there is any conflict within the bid documents, the bid amount shall include the higher cost alternative. Alternative proposals are encouraged and must be identified in the bid. Submit complete information including any impact on schedule to allow a full evaluation of the proposal including, as applicable, any particulars in which the alternate proposal is at variance with or unable to meet the specifications. Note also any impact on other trades if the alternative is accepted. Alternative proposals may be made without limitation, including for items specified as single sourced.

12. EXAMINATION OF SITE & SITE VISIT

In submitting a bid, it will be assumed that the bidders have carefully examined the site and surrounding properties of the work and have informed themselves as to the existing conditions, access, storage areas and limitations, and have included in the bid price the complete cost of the work contemplated by the drawings and specifications and other bid documents.

A site visit has been scheduled for **March 31, 2015 at 10:00a.m.** Interested parties should meet at the office of **St. Agnes Catholic School, 55 Croydon St, Chatham**. Following the St. Agnes visit we will proceed to St. Joseph Chatham, St. Ursula, and St. Elizabeth Catholic Schools. The contact for this site visit is Paul Lernout (Tell: 519-360-6262).

A second site visit has been scheduled for **April 2, 2015 @ 10:00 a.m.** Interested parties should meet at the office of **St. Michael Catholic School, 1930 Wildwood Dr, Brights Grove**. Following the St. Michael visit we will proceed to St. Anne Sarnia, Sacred Heart Sarnia, and St Joseph Corunna Catholic Schools. The contact for this site visit is Gabe Lacroix (Tell: 519-330-9793).

13. TIMING OF PROJECT

A purchase order will be issued by April 21, 2015.

Work on **ALL** sites must take place during the month of July and completed no later than July 30, 2015.

14. PROJECT SPECIFIC REQUIREMENTS

Painting will occur during July 2015 while the school is closed to staff and students.

At **St. Elizabeth, St. Joseph Chatham, St. Joseph Corunna, and Sacred Heart Sarnia Catholic**



INSTRUCTIONS TO BIDDERS

Date: March 24, 2015

BID PACKAGE #: CP1550

Schools, painting must be completed on **week-ends or after 6:00pm** to allow Childcare programs to operate.

Contractor's employees shall use only those toilet and washroom facilities designated by the Owner or provide their own facilities. In the event that the contractor elects to use Board facility washrooms, the contractor will be responsible for the maintenance, stocking and cleaning of the designated washroom. The designated washroom shall be returned to the Board in the same condition as received by the contractor. Any and all damages to facilities while under the control of the contractor shall be repaired at the contractor's cost.

Please be advised that the Owner has a No Smoking Requirement on the Owners' property. Contractors are requested to ensure that employees and suppliers are advised of the Requirement. Contractor shall remove rubbish and debris from the site on a daily basis or as directed by the Board. On completion of the work, all debris shall be removed; the floor shall be thoroughly cleaned and swept; the site shall be left in a tidy condition (construction clean). Do not use the Board's equipment or facilities for cleaning or for any reason.

15. INSURANCE

Contractor must maintain, at the Contractor's expense for the entire term of the Contract or as otherwise required, all insurance as set out below:

- The successful Contractor shall provide the Board with proof of insurance for Comprehensive General Liability and Property Damage with a limit of not less than \$2,000,000.00 (two million dollars) inclusive prior to commencing work.
- The successful Contractor shall provide the Board with proof of insurance for Motor Vehicle Public Liability and Property Insurance on all owned and rented equipment with a limit of not less than **\$2,000,000.00 (two million dollars)** inclusive prior to commencing work.
- The Contractor agrees to indemnify, hold harmless, and defend the Board from and against any and all liability for loss, damage and expense, which the Board may suffer or for which the Board may be held liable by reason of injury (including death) or damage to any property arising out of negligence on the party of the proponent or any of its representatives or employees by way of ownership or operation of an automobile.
- The successful Contractor shall provide the Board with a complete certified copy of all policies.
- The successful Contractor must name the St. Clair Catholic District School Board as additional insured on their insurance policies.

16. WORKPLACE SAFETY INSURANCE BOARD (WSIB)

Contractor must furnish a copy of Workplace Safety and Insurance Board Clearance Certificate of good standing, "Section 748" of the Workplace Safety and Insurance Act with its bid documents.

17. PERMITS

The Board will apply and pay for the building permit. The Contractor shall apply for and include costs for any other permits and approvals required for the completion of their work.

18. MEETINGS

A Post Bid Meeting may be convened and chaired by the Board who will invite Contractor and his major



INSTRUCTIONS TO BIDDERS

Date: March 24, 2015

BID PACKAGE #: CP1550

Subcontractors to review the Contract Documents and Bid submitted. This meeting will be prior to the Board issuing a Letter of Intent or Contract. This meeting does not constitute or infer any contract award to the proposed contractor or any other contractor, nor that will the project proceed.

During the course of Work, scheduled progress meetings may be required at the call of the Project Leader.

19. GUARANTEE

The guarantee shall be for a period of 1 year from and after completion of the entire job and acceptance thereof by the Board unless a different period of time is specified with the Board's approval. The Contractor's guarantee shall cover all work under the Contract whether or not any portion or trade has been sublet.

The Contractor agrees to correct promptly, at the Contractor's own expense, defects or deficiencies in the Work which appear prior to and during the period of guarantee, or such longer periods as may be specified for certain products or work.

If the Contractor fails to make any replacements or repairs required hereunder, after notice from the Board and reasonable opportunity to do so, the Board may have such work done at Contractor's expense, including all necessary labour costs in connection therewith. Board shall inform Contractor in advance of the approximate cost of such work to be done by the Board.

20. SCHEDULE

The Contractor will be required to perform the work in accordance with the Schedule dates provided in 13. Timing of Project. Ordering of major and long delivery items shall begin immediately upon successful bidder's receipt of contract award. The Contractor will provide a construction schedule within five (5) days of being awarded the project.

Time is of the essence. Bidders are to include adequate manpower, overtime and shift work necessary to meet or improve the schedule, and to make up any time lost to weather or normal delays. Include travel, room and board costs for out of town workers, shop overtime and other premiums to expedite material and equipment, shipping premiums and any incentive costs required to meet the schedule.

21. CONTRACTED SERVICES PROGRAM

Contractors performing work on Board property must complete the Contracted Services Program. This program has three basic components that **must** be met before the bid is awarded. Contractors who cannot meet the minimum requirements of this program will not be awarded this tender. Program information can be found on the Board's web site at www.st-clair.net or through the Board contact identified previously in this document.

22. HEALTH and SAFETY

The Occupational Health and Safety Act describes the responsibilities of an employer. The Board requires Contractors to maintain procedures, training, and enforcement so that the responsibilities are carried out in the workplace. The Contractor shall abide by and strictly adhere to the regulations and conditions set out and laid down by the most current versions of the Occupational Health and Safety Act. All staff employed or hired by the Contractor and working on the Board's premise **MUST** be trained in WHMIS in accordance with Occupational Health and Safety Act and Regulations. They **MUST**



INSTRUCTIONS TO BIDDERS

Date: March 24, 2015

BID PACKAGE #: CP1550

adhere to all of the Board's Health and Safety Procedures and Guidelines and to Municipal By-Laws.

Contractor will submit proof of its health and safety program, procedures and training as detailed above upon request by the Board.

The Contractor shall appoint a Competent Person as the Supervisor of this project. The Competent Person shall be as defined in Section 1 of the Occupational Health and Safety Act.

The successful Contractor shall conform to the Ontario "Occupational Health and Safety Act" and all regulations made under said act and assume full responsibility for contraventions of same.

All workplace injuries or accidents on Board property MUST be reported by the Contractor to the Board's representative within 24 hours.

Any workplace injury that is defined under the Occupational Health and Safety Act as a "Critical Injury" must be reported to the Board's representative IMMEDIATELY.

23. SAFE SCHOOL PROCEDURES

Contractor's staff is required to report to the main office of each school during regular school hours and notify the school office staff of the purpose of the visit. The Contractor is required to adhere to all school specific procedures if applicable.

It is the responsibility of the Contractor's staff to sign in and sign out of the Log Book, which is located in the main office area, while performing their duties.

The following information must be recorded in a legible manner:

- Date
- Company Name
- Employee Name
- Employee Signature
- Reason for Visit
- Time Entering Building
- Time Leaving Building

24. PARKING

Contractors must park within the designated areas and allow for provisions to and from the designated parking area onto the job site.

END OF INSTRUCTIONS TO BIDDERS



APPENDIX A – SPECIFICATIONS & SCOPE OF WORK

Date: March 24, 2015

BID PACKAGE #: CP1550

SPECIFICATIONS & SCOPE OF WORK

The Specifications & Scope of Work establish the work to be performed in the contract and take priority regarding the division of work between contracts only if there is a conflict within the bid documents.

Provide all labour, material, equipment and services to paint the areas identified on the attached floor plans for the eight schools listed below as per attached Painting Specification .

Facility Name	Address		
NORTH SCHOOLS			
Sacred Heart Catholic School	1411 Lecaron Avenue	Sarnia	N7V 3J1
St. Anne Catholic School	1000 The Rapids Pkwy.	Sarnia	N7S 6K3
St. Joseph Catholic School	535 Birchbank Dr	Corunna	N0N 1G0
St. Michael Catholic School	1930 Wildwood Dr.	Brights Grove	N0N 1C0
SOUTH SCHOOLS			
St. Agnes Catholic School	55 Croydon St	Chatham	N7L 1L5
St. Elizabeth Catholic School	11350 Bertha St	Wallaceburg	N8A 3K4
St. Joseph Catholic School	25 Raleigh St	Chatham	N7M 2M6
St. Ursula Catholic School	426 Lacroix St	Chatham	N7M 2W3

(END OF SCOPE OF WORK)

PART 1 – General

1.1 Scope of Work

- .1 The work in this division consists of furnishing all materials, accessories, equipment, tools, transportation and performing all services and labour required to complete the Painting and Finishing Work for this job, all as indicated on the drawings and specified herein.
- .2 Refer to the drawings and specifications for information as to locations, extent, kinds and types of surfaces and materials required to be painted and/or otherwise finished. A complete job (in every respect) of Painting and Finishing is required regardless of whether every item is specifically mentioned herein or not. The number of coats of paint or other finish specified herein are in addition to any shop or prime coat specified under other divisions and are the minimum requirements for a complete job.

Exterior

- .1 All exposed metals including lintels.

Interior

- .1 All block masonry, drywall and concrete surfaces exposed below the ceiling line.
- .2 Exposed ductwork, electrical conduits, electrical heating units, wall mounted electrical panel units and electrical panel covers.

1.2 Contractor Qualifications

- .1 Work of this trade shall be executed by a company with a minimum of five (5) years proved first class experience in this field, having skilled personnel to expediently complete the work in an efficient and workmanlike manner.

1.3 Plant and Scaffolding

- .1 This Contractor shall provide all plant and scaffolding necessary for the proper and efficient performance of the work.
- .2 Construct and maintain scaffolding in a rigid, secure and safe manner.
- .3 Erect scaffolding independent of walls. Remove promptly when no longer required. Design and construct scaffolding in accordance with CSA S269.2-M1980 including all updated revisions.

1.4 Preparation

- .1 Remove dust, grease, rust and extraneous matter from all surfaces and proceed with work only when surfaces and conditions are satisfactory for production of a first class job.
- .2 Touch up knots, pitch streaks and sappy spot, with recommended sealer before priming.
- .3 Fill nail and screw holes, holes, cracks, and other defects prior to the first coat, with non-shrinking filler, colour to match the finish. Bring filler flush with the adjoining surface.

-
- .4 Clean galvanized metal thoroughly and apply recommended primer.
 - .5 Sand wood work smooth. Clean surface before proceeding with the application of the first coat.
 - .6 Protect all door hardware, stone sills, floor, millwork units, woodwork, ceiling areas, furniture, glass, etc., prior to the start of the painting application.
 - .7 Do not paint or finish in unclean or improperly ventilated areas. Do not paint in temperatures lower than 50°F or varnish in temperatures lower than 68°F.
- 1.5 General Requirements
- .1 Number of coats specified for all work hereafter shall not relieve the Contractor from installing additional coats at his expense over any work deemed unacceptable for finished surfaces to various materials to be painted.
 - .2 ALL ACCESS DOORS, GRILLES, CONVECTORS, ELECTRICAL LIGHT PANELS, EXPOSED PIPING (BE IT MECHANICAL OR ELECTRICAL) GENERALLY WILL BE PAINTED SAME COLOUR AND TEXTURE AS ADJACENT WALLS.
 - .3 Materials shall conform to CGSB 1-GP Standards as applicable.
- 1.6 Delivery, Storage and Protection
- .1 Keep stored materials covered at all times and take all necessary precautions against fire. All oil, rags and waste shall be removed from the school building every night, take precautions to avoid danger of fire.
 - .2 ALL MATERIALS ON SITE WILL BE IN THE ORIGINAL CONTAINERS WITH LABELS INTACT.
 - .3 Provide metal pans or adequate tarpaulin to protect floors in areas for mixing of paints along with protecting all areas which do not require painting, from paint spotting and other soiling during the painting process.
 - .4 Protect the work at all times and assume full responsibility for defective work damaged by others and make good any such defects at no additional cost to the Owner. Protect by covering other parts of the building during painting or staining or varnishing operations. Upon completion of the work, remove all paint, stain, and varnish spots from floors, glass and other surfaces to the satisfaction of the Board's Representatives.
- 1.7 Colour Schedules
- .1 All colours to be determined by the School Board at kick-off meeting.
 - .2 Commencing work before obtaining an approved colour schedule is at the Contractor's risk and any correction work will be at his expense.
- 1.8 Samples
- .1 Submit 12" x 12" samples of each of each paint colour, finish and spotting coat on hardboard for approval. Use oak plywood for sample of stain or varnish finish. Samples will be submitted at the request of the Architect.

PART 2 – PRODUCTS

2.1 Materials General

- .1 The manufacturer and paint number specified within Part 2 – are for colour purposes. The architect shall select all colours. Plan for minimum two colour scheme, e.g. bulkheads – one colour, walls – second colour.

Rooms: Refer to drawings;

- .2
- .1 All paints, oils, thinners, shellacs, etc. shall be of best quality produced by manufacturer approved by the School Board, and their use and application shall be in strict accordance with manufacturer's instructions. Each container shall bear an identifying label.
 - .2 Undercoats shall be of the same manufacturer as the finish coat.
 - .3 Putty shall be pure linseed oil putty made of three parts of dry whiting, one part lead and sufficient linseed oil and drier for proper working consistency and setting quality.
 - .4 Use products compatible with each other.

2.2 Flame Spread Rating and Smoke Developed Classification

- .1 The flame Spread rating and smoke developed classification of finishing materials to comply with CAN4-S102, "Standard Method of Test for Surface Burning Characteristics of Building Materials and Assemblies". Provide products that meet or exceed the classification rating of:

- .1 GlazedWallFinishes:
Flames Spread 5 or less, Smoke Developed 5 or less, Fuel Contributed 5 or less.

2.3 Materials Exterior

- .1 Exterior metal materials shall receive three (3) coats, consisting of
- .1 One coat Dulux X-pert Metalclad Anti-Rust Primer # 218489
 - .2 Two coats of Dulux X-pert Metalcad Anit-Rust Enamel # 218400 Series
- .2 All exposed ferrous metals except as specified following shall receive three (3) coats, consisting of:
- .1 One coat Dulux X-pert Metalclad Anti-Rust Primer # 218489
 - .2 Two coats of Dulux X-pert Metalcad Anit-Rust Enamel # 218400 Series

2.4 Materials Interior

- .1 Metal Surfaces
- .1 This Contractor shall paint all exposed ferrous metal work throughout including hollow metal door and frames, lintels, etc.
 - .2 Generally, the above work will have been given a prime coat under either sub division of the contract but where this has not been done, the Contractor shall give the work one (1) coat of Primer. If the prime coat by other trades is found to

be damaged, this Contractor shall make good such portions of touching-up with identical prime coat specified above.

- .3 Hollow Metal Doors, door and window frames (zinc coated) shall receive three (3) coats consisting of:
 - .1 One coat Dulux X-pert Aquacrylic Gripper Primer # 250
 - .2 Two coats Dulux Lifemaster Acrylic Semi-Gloss # 59211 Series
- .2 Drywall and Plaster Surfaces

Drywall and plaster surfaces shall receive three (3) coats consisting of:

 - .1 One coat Dulux Lifemaster Primer # 59113
 - .2 Two coats Dulux Lifemaster Acrylic(# 59311/# 59211 series)
- .3 Masonry Surfaces
 - .1 Block masonry shall receive three (3) coats, consisting of:
 - .1 One coat Dulux X-pert Blockfiller # 36250
 - .2 Two coats Dulux Lifemaster Acrylic(# 59311/# 59211 series)
- .4 Concrete surfaces
 - .1 One coat Dulux Lifemaster Primer # 59113
 - .2 Two coats Dulux Lifemaster Acrylic(# 59311/# 59211 series)
- .5 Previously painted surfaces, (to be site verified by Paint Contractor)
 - .1 One coat Gripper # 250
 - .2 Two coats Dulux Lifemaster Acrylic(# 59311/# 59211 series)
- .6 Gym, Showers, Corridor and Washroom Walls (Concrete, Plaster, Drywall or Masonry)
 - .1 One coat Dulux Weather Guard Acrylic Primer 1535
 - .2 Two coats of PPG PITT-Glaze WBI 16-510C
(See attached Technical Data Sheet)

APPROVED ALTERNATE PAINT MANUFACTURER'S THAT EQUAL THE ABOVE SPECIFIED DULUX PRODUCTS:

: Glidden.	#5035 Ultra Interior Sanding Sealer.
	GP1000 High Hide Interior Primer Sealer
	#8410-00601 Guardsman, pigmented stain
	#334 Lo-lustre Endurance Clear Urethane Varnish
	Waterborne Epoxy Paint
	4426 – TRU – Glaze – WB4426 Waterborne Epoxy Semi-gloss coating

PART 3 – EXECUTION

3.1 Workmanship General

- .1 The Contractor shall protect his work at all times and shall protect all adjacent work and materials by suitable covering or other method during progress of his work. Upon completion of the work he shall remove all paint and varnish spots from floors, glass and other surfaces. He shall remove from the premises all rubbish and accumulated materials of whatever nature not caused by others and shall leave his part of the work in clean, orderly and acceptable condition.
- .2 Remove and protect hardware, accessories, device plates, lighting fixtures, factory finished work and similar items or provide ample in-place protection. Upon completion of each space, carefully replace all removed items.
- .3 All materials shall be applied under adequate illumination, evenly spread and flowed-on smoothly to avoid runs, sags, brush marks, air bubbles and excessive roller stipple.
- .4 Coverage and hide shall be complete. When colour, stain dirt or undercoats show through final coat of paint, the surface shall be covered by additional coats until the paint film is of uniform finish, colour, appearance and coverage, at no additional cost to the Board.
- .5 All coats shall be dry to manufacturer's recommendations before applying succeeding coats.
- .6 All suction spots or "hot spots" in plaster and/or cement after the application of the first coat shall be touched up before applying the second coat.
- .7 Apply all finishes in accordance with CGSB 85-GP standards as applicable.

3.2 Preparation of Surfaces

.1 General

- .1 Surfaces shall be clean, dry and adequately protected from dampness.
- .2 Surfaces shall be free of any foreign materials which will adversely affect adhesion or appearance of applied coating.
- .3 Mildew shall be removed and the surface neutralised per the coating manufacturer's recommendations.
- .4 Efflorescence on any area will be corrected before painting.
- .5 Do all necessary puttying of nail holes and cracks after first coat.
- .6 Clean all mortar from surfaces of block masonry.

.2 Wood Surfaces

- .1 Sand smooth wood surfaces to be painted or varnished or stained. Clean surfaces from all sanding dust before applying first coat, sand and clean between succeeding coats.
- .2 Apply wood paste filler to nail holes and fishers. Tint filler to match stain for

stained woodwork.

- .3 Drywall and Plaster
 - .1 Remove dust, wax and grease prior to painting.
 - .2 Fill all minor irregularities with spackling paste and sand to a smooth, level surface. Exercise care to avoid raising nap of paper on gypsum board. Ensure all joint treatment has thoroughly cured.
 - .3 Prepare wallboard surfaces to CGSB 85.100-93.
 - .4 Ferrous Metal Surfaces
 - .1 Remove dirt and grease with mineral spirits and wipe dry with clean cloths.
 - .2 Remove rust, mill scale and defective paint down to sound surfaces or bare metal using scraper, sandpaper or wire brush as necessary. Grind, disc sand, etc., if necessary to remove shoulders at edge of sound paint to prevent them from photographing through finish coats.
 - .3 Touch up all bare metal and damaged shop coats with specified shop coat primer.
 - .4 For ferrous surfaces with shop coats, touch up as above required. The first coat as listed in the following schedule will be applied to the dry nil film thickness specified.
 - .5 Galvanized Metal Surfaces
 - .1 Remove dirt and grease with mineral spirits and wipe dry with clean clothes.
 - .2 Painting shall conform to CGSB 85-10-99.
 - .6 Concrete and Masonry
 - .1 Patch large openings and holes and finish flush with adjacent surface. After priming, fill any remaining small holes with prepared patching material.
 - .2 Remove oil from poured-in-place concrete by washing concrete with xylol or exempt-type form oil solvent, or as required for complete removal.
 - .3 Concrete floors to be prepared with 10% muriatic acid etch and allowed to dry thoroughly.
- 3.3 Workmanship for Exterior Painting
- .1 Exterior painting shall not be done when the surface temperature is below 50°F, while the surface is damp, or during cold, rainy or frosty weather. The substrate temperature must be 5°F or more above the dew point temperature while painting and during the coatings cure. Avoid painting surface while they are exposed to hot sun.
 - .2 Paint top, edges and bottoms of doors the same as exterior faces.
- 3.4 Workmanship for Interior Painting
- .1 Enamel finish applied to metal shall be sanded with fine sandpaper and then cleaned

between coats to produce an even surface.

- .2 Interior doors shall have tops and edges finished.

3.5 Painting Application

- .1 Painting and finishing material shall be mixed and applied in strict accordance with the manufacturer's directions for the particular materials and coats to be applied. Reducing when required shall also be done in strict accordance with the recommendation of the manufacturer for the particular materials.
- .2 Employ skilled mechanics to ensure the very best workmanship. Materials to be applied by craftsmen experienced in the use of the specified product involved.
- .3 Apply all material under adequate illumination. Spread evenly and flow on smoothly without runs or sags.
- .4 All coats must be thoroughly dry before applying succeeding coats.
- .5 Cover surfaces to be stained with a uniform coat and wipe off, if required.
- .6 Between coats, sand enamel and varnish finish applied to wood or metal with fine sandpaper and clean to produce an even, smooth finish.
- .7 Apply filler sealer and finish coats with roller to wall surfaces.

3.7 Clean Up

- .1 Upon completion of the work, the painter will be responsible for removal of all paint and varnish spots from floors, glass, and all other surfaces to the approval of the Owner.
- .2 The painter will also at such time remove all tarpaulins, scaffolds, ladders, paint brushes, trays and all empty paint cans including cleaning solvents completely off the site premises.

**PPG PITT-GLAZE® WB1 INTERIOR
PRE-CATALYZED WATER-BORNE
ACRYLIC EPOXY
16-510C**

Water based product, semi-gloss finish

Technical Data Sheet



Technical Specifications (21°C (70°F))

Solids by Volume – 37% (+/- 2%)
Solids by Weight – 48% (+/- 2%)

Volatile Organic Compounds (VOCs)*

According to ASTM D3960-05: < 100 g/L
Canadian regulation: < 150 g/L

Colour: White/Pastel & Neutral bases

Gloss Level **Semi-Gloss finish**

• Gloss @ 60°: 50 - 70%

Practical Coverage

204 - 398 sq. ft. per 3.78 litres

(Actual coverage will vary depending on substrate and application method.)

Resin Type

• Acrylic Epoxy

Viscosity* Ready to use

Flammability Non Flammable

Flash Point* over 93°C

Recommended Film Thickness*

• Wet: 4.0 to 8.0 mils
• Dry: 1.5 to 3.0 mils

Drying Time* @ 77°F/25°C - 50% Relative Humidity

*Drying & recoat times are dependent on temperature, humidity, ventilation and film thickness

Touch dry: 1 hour
To recoat: 4 hours
Before cleaning: 14 days

Performance Data:

ASTM 1308 Chemical Resistance

	Results
Acid (10% hydrochloric acid)	Excellent
Acid (10% phosphoric acid)	Excellent
Acid (10% sulfuric acid)	Excellent
Base (25% sodium hydroxide)	Excellent
Cleaner (Fantastik®)	Excellent
Gasoline	Excellent
Mineral Spirits	Excellent
Water	Excellent
Xylene	Limited

Product Description

PITT-GLAZE WB1 Water-Borne Acrylic Epoxy is a one-component acrylic epoxy semi-gloss coating for interior use in commercial, institutional and light industrial environments.

PITT-GLAZE WB1 16-510C:

- Single component, waterbased formula
- Less than 100g/L VOC content
- Excellent abrasion and impact resistance
- Excellent chemical and stain resistance
- Lower odor than two-component
- Excellent mildew resistance

Intended Uses

- Commercial, institutional and light industrial
- New and maintenance work
- Ideal for bathrooms, kitchens, hallways, and high traffic areas subject to frequent cleaning
- Suitable for hospitals, schools, cafeterias and food processing plants

Certifications - As of December 2013

Approved to:

- MPI – Category #153, Light Industrial Coating, Interior, Water Based (MPI Gloss Level 5)

Property	Test Method	Result
Impact resistance	ASTM D2794	
Forward –Inch-pounds		>100
Reverse –Inch-pounds		>100
Hardness (Konig Pendulum)	ASTM D4366	>25
Scrub Abrasive Media w/shim	ASTM 2486	
Cycles to failure		>700
Adhesion (Method A; X cut)	ASTM D3359	5A
Block Resistance	Laboratory	Excellent



Available at Dulux Paints Stores across Canada and Betonel-Dulux Stores in Québec

SURFACE PREPARATION

All surfaces must be sound, clean, dry and free of dirt, mildew and contaminants. Remove all loose and peeling paints, heavy chalking and other surface contaminants by high pressure washing and abrasive cleaning. Rinse thoroughly with water and allow dry time.

- Mildew must be removed by washing affected area with a solution of 30% household bleach and 70% water. Rinse well.
- Oil grease and rust stains must be removed using commercial cleaning solutions
- Self-priming over previously painted surfaces. Glossy surfaces must be dulled by sanding. Vacuum sanding residue. *Precaution:* Dry sanding, flame cutting and/or welding of dry paint film will give rise to dust and/or hazardous fumes. Wet sanding should be used wherever possible. If exposure cannot be avoided by the provision of local exhaust ventilation, suitable respiratory protective equipment should be used.

New Concrete, Masonry, Mortar or Plaster: must age at least 30 days and be thoroughly dry before painting.

- All cracks, joints and seams larger than 1/16" (1.58 mm) must be filled or caulked.
- Damaged or degraded mortar must be removed and replaced prior to application of coating.
- Dusty or powdery masonry and efflorescence must be removed using a high pressure washer or a stiff bristle brush.

Application

Ready-to-use product, do not thin.
Mix thoroughly before use.
Apply using brushes, rollers or spray equipment.
FOR PROFESSIONAL USE ONLY

Application Conditions

Apply with good ventilation. Ensure air, material and surface temperatures are above 50°F (10°C).

FOR INTERIOR USE ONLY. Do not use on floors, in areas of saturating humidity or on submerged surfaces.

Tools

- Brushes – Synthetic (nylon, polyester)
- Lint free roller – 10 - 20 mm
- Spray (Airless equipment) – tip size: 0.015 to 0.021 in - Pressure: 2000 psi

*Spray recommendations may vary from figures listed depending on equipment manufacturer

SYSTEM RECOMMENDATIONS

Two topcoats are recommended on all surfaces for better durability and appearance

Aluminum:

- Dulux WeatherGuard Acrylic Primer 1535 OR Gripper 250 – one coat over total surface
- PPG Pitt-Glaze WB1 16-510C

New concrete, stucco, plaster or masonry:

- Dulux WeatherGuard Acrylic Primer 1535 OR for porous concrete block use Dulux Blockfiller 36250 – one coat over total surface
- PPG Pitt-Glaze WB1 16-510C

Ferrous Metal

- Dulux MetalClad Red Oxide Rust Preventive Coating 218496 – one coat over total surface
- PPG Pitt-Glaze WB1 16-510C

Galvanized Steel

- Dulux WeatherGuard Acrylic Primer 1535 OR Gripper 250 – one coat over total surface
- PPG Pitt-Glaze WB1 16-510C

Gypsum Wallboard-drywall

- Glidden Ultra Interior Latex Primer/Sealer 36600 - one coat over total surface
- PPG Pitt-Glaze 16-510C

Wood:

- Dulux WeatherGuard Acrylic Primer 1535 OR Gripper 250 – one coat over total surface
- PPG Pitt-Glaze 16-510C

Clean-up Clean hands and tools immediately with warm, soapy water. Clean spills right away with a damp cloth.

Storage and Transportation

Keep product cool and dry.
DO NOT FREEZE

Disposal

Consult your municipality about proper disposal procedures in accordance with the laws and respect the environment or give leftover paint to someone who could use it: a neighbor or friend, a recreational service or a non-profit organization. Do not pour leftover product down the drain.

Safety Measures

Read the Material Safety Data Sheet. Avoid contact with eyes. Keep out of reach of children. Use only in well ventilated areas.

FIRST AID TREATMENT: If in contact with eyes, rinse thoroughly with clear water. If swallowed, do not induce vomiting. Call poison centre or physician immediately.

For product information call: 1-(800)-387-3663
www.dulux.ca

GUARANTEE: PPG Architectural Coatings Canada Inc. guarantees performance of its products to its intended use if properly applied in accordance with the label directions and the specifications of the technical data sheet. Having no control over the application methods and conditions or the circumstances related to its use, no other guarantee, expressed or implied, statutory or otherwise is given. We shall not be responsible for any indirect, consequential or other damages.
Edition of December 2013

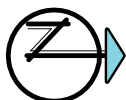


- PAINT ALL WALLS
- PAINT WALLS WITH WATERBORNE EPOXY AND PAINT DOORS, RADS AND DOOR FRAMES (CORRIDOR SIDE ONLY)
- PAINT DOORS AND FRAMES BOTH SIDES

623

**Sacred Heart
Catholic School**

1411 Lecaron Avenue, Samia, ON, N7V 3J1

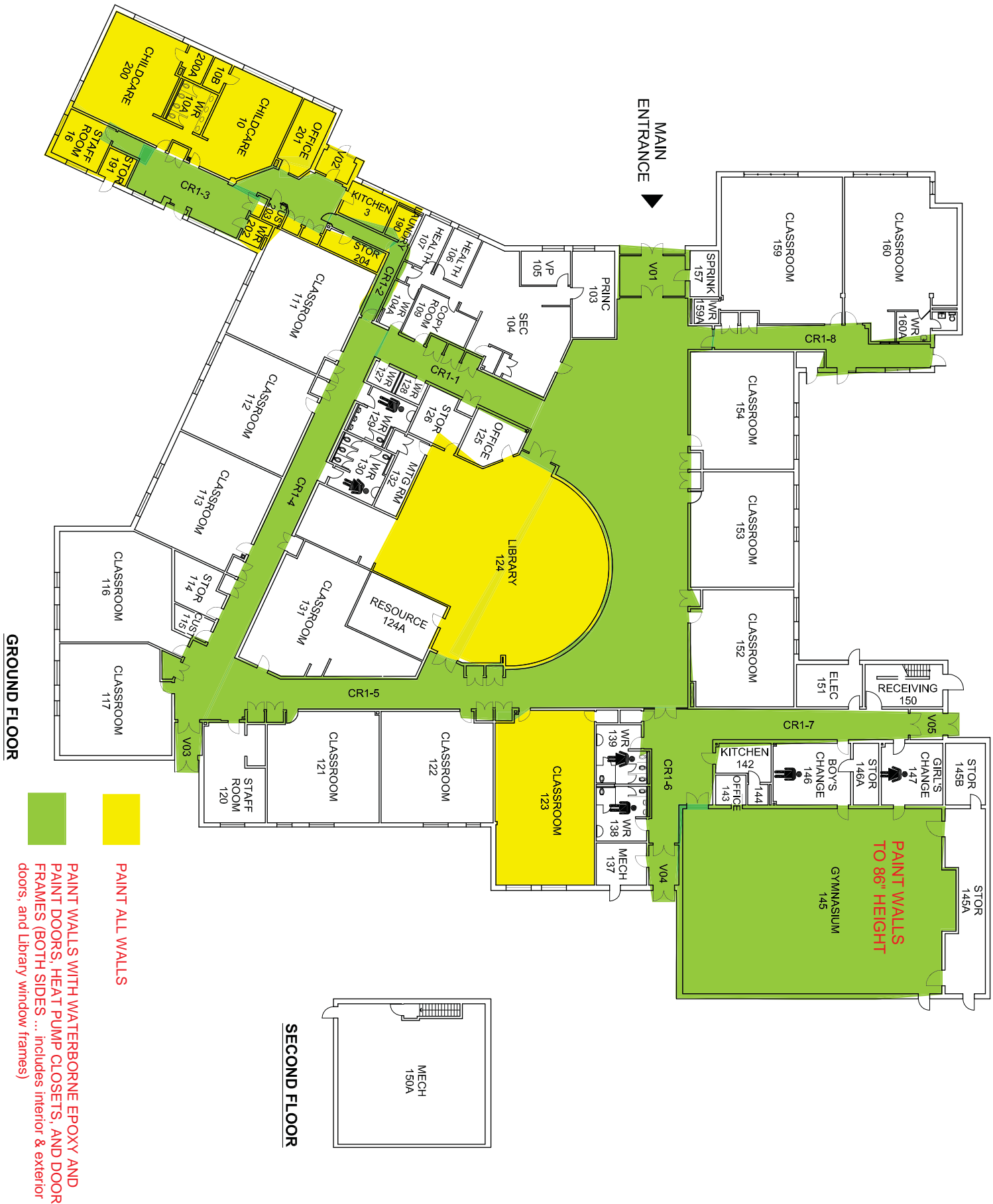


FLOOR PLAN

02/09/2015



**ST. CLAIR CATHOLIC
DISTRICT SCHOOL BOARD**
Lighting the Way ~ Rejoicing in Our Journey



GROUND FLOOR

SECOND FLOOR

PAINT ALL WALLS

PAINT WALLS WITH WATERBORNE EPOXY AND PAINT DOORS, HEAT PUMP CLOSETS, AND DOOR FRAMES (BOTH SIDES ...) includes interior & exterior doors, and Library window frames)



St. Anne
Catholic School

1000 The Rapids Parkway, Sarnia, ON, N7S 6K3

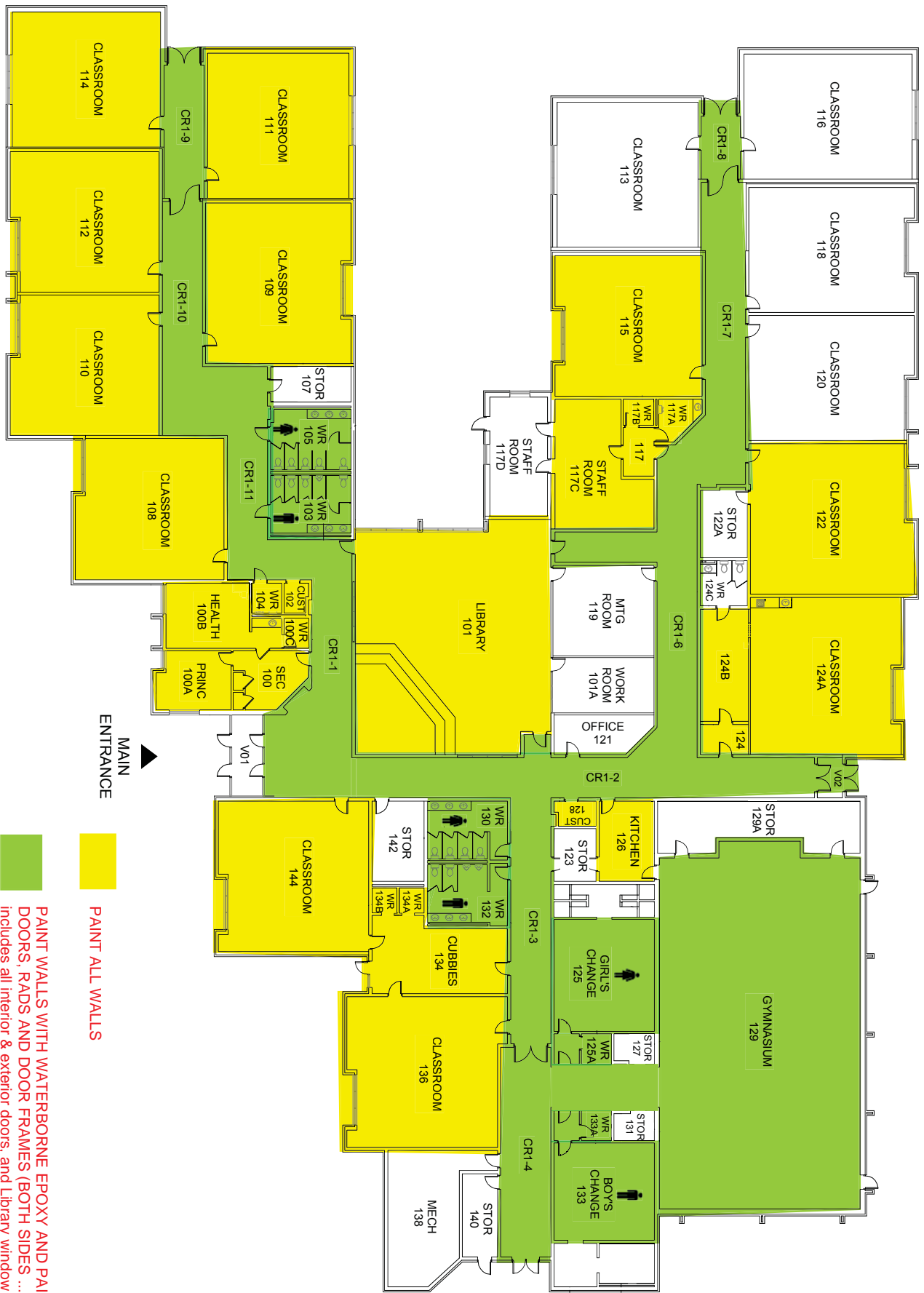
FLOOR PLAN

01/01/2015



ST. CLAIR CATHOLIC
DISTRICT SCHOOL BOARD
Lighting the Way ~ Rejoicing in Our Journey

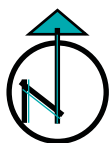




MAIN ENTRANCE

PAINT ALL WALLS

PAINT WALLS WITH WATERBORNE EPOXY AND PAINT DOORS, RADS AND DOOR FRAMES (BOTH SIDES ... includes all interior & exterior doors, and Library window frames)



St. Michael
Catholic School

1930 Wildwood Dr., Bright's Grove, ON, N0N 1C0

FLOOR PLAN

01/01/2015

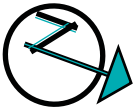


ST. CLAIR CATHOLIC
DISTRICT SCHOOL BOARD
Lighting the Way ~ Rejoicing in Our Journey

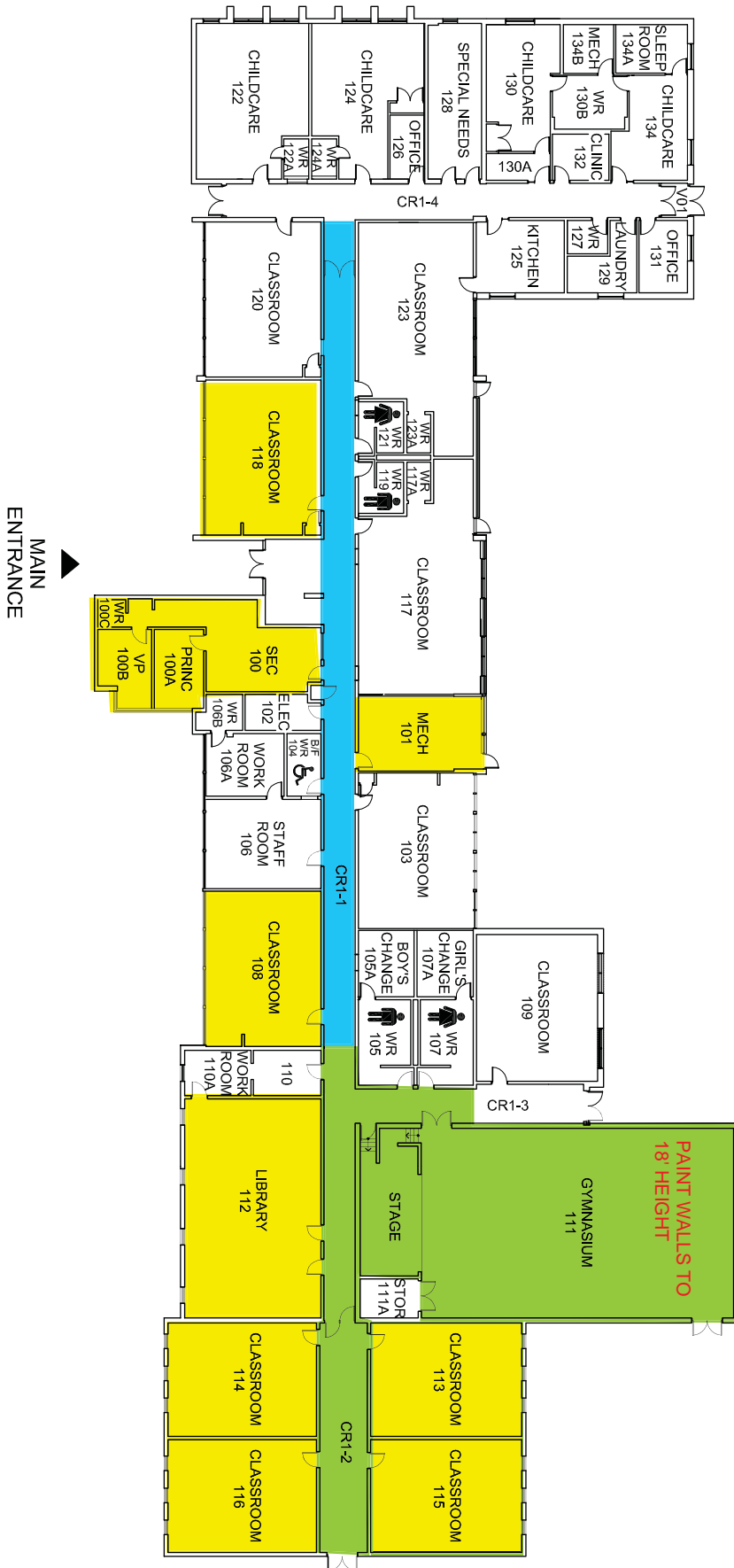
- PAINT WALLS, DOORS AND DOOR FRAMES (BOTH SIDES) PAINT CLOAKROOM CEILINGS
- PAINT WALLS WITH WATERBORNE EPOXY AND PAINT DOORS, RADS AND DOOR FRAMES (BOTH SIDES)
- PAINT DOORS AND FRAMES (BOTH SIDES) PAINT WALLS AND CEILINGS WITH WATERBORNE EPOXY (EXCLUDING WASHROOM PARTITIONS)



MAIN ENTRANCE



- PAINT WALLS, RADS, DOORS AND DOOR FRAMES (BOTH SIDES)
- PAINT WALLS WITH WATERBORNE EPOXY AND PAINT DOORS, RADS, ELECTRICAL PANEL COVER AND DOOR FRAMES GREY TO MATCH EXISTING (BOTH SIDES)
- PAINT DOORS, DOOR FRAMES GREY BOTH SIDES. PAINT RADS AND ELECTRICAL PANEL COVERS (GREY) AND PAINT 30" BAND IN CORRIDOR WITH WATERBORNE EPOXY



MAIN
ENTRANCE



ST. CLAIR CATHOLIC
DISTRICT SCHOOL BOARD
Lighting the Way ~ Rejoicing in Our Journey

FLOOR PLAN

01/01/2015



St. Elizabeth
Catholic School

1350 Bertha Street, Wallaceburg, ON, N8A 3K4

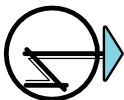
- PAINT WALLS, RADIS, DOORS AND FRAMES (BOTH SIDES)
- PAINT WALL AND CEILINGS WITH WATERBORNE EPOXY AND PAINT DOORS AND FRAMES (BOTH SIDES)
- PAINT WALLS WITH WATERBORNE EPOXY AND PAINT DOORS AND FRAMES (BOTH SIDES)



ST. CLAIR CATHOLIC DISTRICT SCHOOL BOARD
Lighting the Way ~ Rejoicing in Our Journey

FLOOR PLAN

01/01/2015



St. Ursula Catholic School

426 Lacroix Street, Chatham, ON, N7M 2W3

647



ST. CLAIR CATHOLIC
DISTRICT SCHOOL BOARD
Lighting the Way ~ Rejoicing in Our Journey

BID FORM

Date: March 24, 2015

BID PACKAGE #: CP1550

COMPANY NAME: _____

TO: St. Clair Catholic District School Board
420 Creek St.
Wallace burg, ON
N8A 4C4

Attention: **Mr. Tony Prizio**

Contractor may submit pricing for either all schools or just schools of choice.

This contract will be awarded on a per location basis or on the best cost of various groupings. The groupings will be determined by the SCCDSB. Each bidder agrees to the award on this basis.

Tie bids received will be determined by a coin flip. The flip will be done by the Procurement Specialist.

The Drawings, Specifications and other Contract Documents for this Project have been examined, as well as the premises and job site conditions affecting the work. We the undersigned hereby offer to complete the work in accordance with the Contract Documents for the following price in Canadian funds **EXCLUDING HST**.

Project	Description	Amount (Does Not Include HST)	HST
NORTH SCHOOLS			
623	Sacred Heart (Sarnia)	\$	
634	St. Joseph (Corunna)	\$	
627	St. Anne (Sarnia)	\$	
639	St. Michael (Brights Grove)	\$	
SOUTH SCHOOLS			
624	St. Agnes Catholic School (Chatham)	\$	
626	St. Elizabeth Catholic School (Wallaceburg)	\$	
633	St. Joseph Catholic School (Chatham)	\$	
647	St. Ursula Catholic School (Chatham)	\$	
	TOTAL	\$	

Contract Price Fixed: Note that subject to changes in the Contract Price made in accordance with the Contract, the Contract Price is fixed and constitutes the total compensation payable to the Contractor for providing the work. The Contract Price includes all labour, material, equipment,



BID FORM

Date: March 24, 2015

BID PACKAGE #: CP1550

freight, taxes (**excluding HST**), currency exchange costs, insurances required, and **all** other costs and expenses of any kind respecting the work and materials to be provided.

In lawful money of Canada (**H.S.T. excluded**) if notified of the acceptance of the offer within sixty (60) days from the time set for the opening of bids.

We recognize the right of St. Clair Catholic District School Board to accept any bid at the prices submitted or to reject any or all bids.

This Bid includes the work described in:

ADDENDA No.: _____ Dated _____
 _____ Dated _____

UNIT PRICES:

The following unit prices are offered as full compensation for materials, equipment, labour, overheads, profits and taxes, exclusive of H.S.T. for completion of the work described and are to be used when contract adjustments are made on a unit price basis. Unit rates are to be applied to the net difference for each category.

Description	Add	
Painting of a typical wall	\$	<i>Per sq ft of wall area</i>
Painting of Waterborne Epoxy area	\$	<i>Per sq ft of wall area</i>
Painting of a 3'-0" x 7'-0" Door Frame (both sides)	\$	
Painting of a 3'-0" x 7'-0" Door (both sides)	\$	

LABOUR RATES:

The following labour rates are to be used for items not covered by unit prices. Rates include all benefits, overhead/profit and taxes, excluding H.S.T.

Description of Labour

Supervisor per hour \$ _____
 Labourer/Installer per hour \$ _____



BID FORM

Date: **March 24, 2015**

BID PACKAGE #: CP1550

EQUIPMENT RATES:

The following equipment rates are to be used for items not covered by unit prices. Rates include operator, fuel, overhead/profit and taxes, excluding H.S.T.

Description of Equipment

_____ per hour \$ _____

SCHEDULE:

Work schedule to be confirmed with Paul Lernout 519-360-6262 (South Schools) and Gabe Lacroix 519-330-9793 (North Schools) after contract has been awarded.

H.S.T. REGISTRATION:

Bidder's H.S.T. Registration Number is: _____

CONTRACT

We hereby agree, if notified of the acceptance of this Bid within the specified time of 60 days, to execute a contract for St. Clair Catholic District School Board by issuance of a purchase order between Owner and Contractor.

Executed this _____ day of _____, 2015.

Company Name: _____

Address: _____

Telephone Number: _____

Signature of authorized representative: _____

Name & Title (please print or type): _____

(END OF BID FORM)